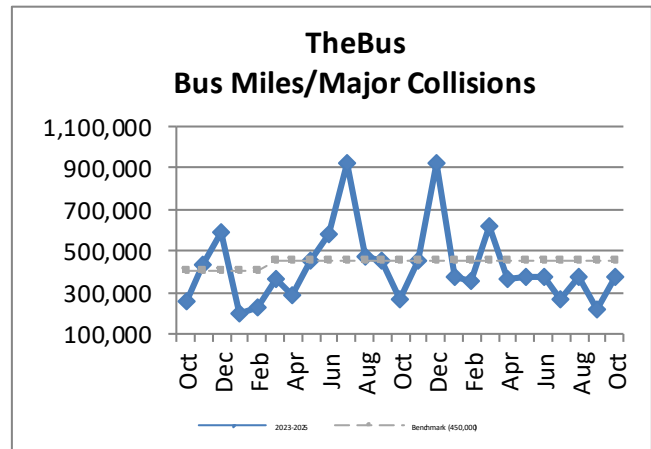
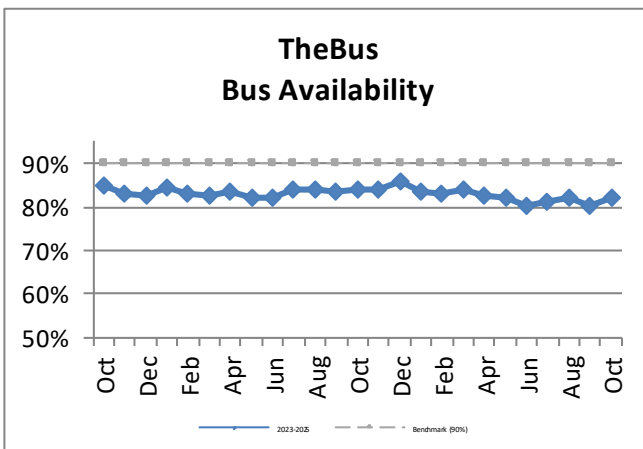
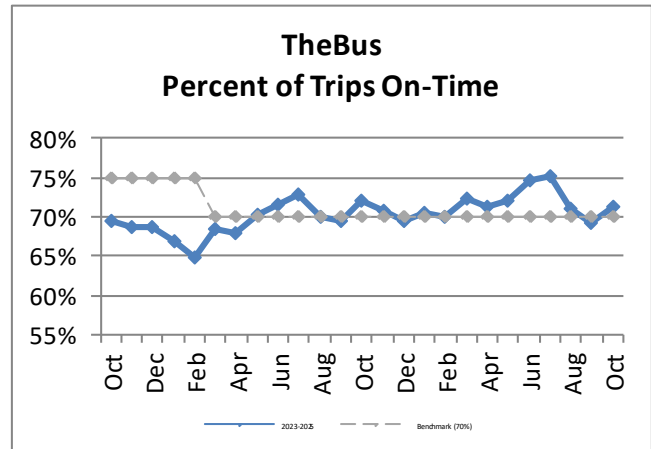
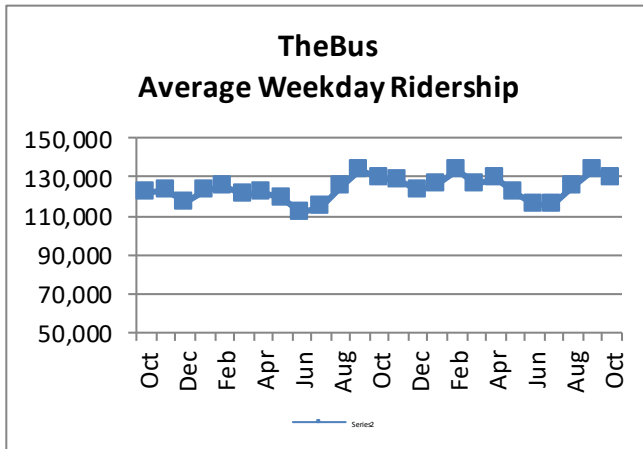


**Oahu Transit Services - Fixed Route
Monthly Performance Report
For the Month Ending October FY 2025**

Key Performance Indicators (KPI)	October FY 2025	October FY 2024	October FY 2019 Pre-Covid	Percent Change FY 2024-2025	YTD for FY 2025	YTD for FY 2024	October FY 2019 Pre-Covid	Percent Change FY 2024-2025	12 Month FY 2019 Pre-Covid	Benchmark
Total Monthly Ridership	3,684,682	3,622,525	5,521,523	2%	13,928,212	13,862,516	20,898,925	0%	61,140,545	
Average Weekday Ridership	129,570	129,853	197,141	0%	126,094	125,800	191,091	0.23%	189,944	
Percent of Trips On-Time	71.3%	72%	71.7%	-1%	71.7%	71.1%	71.1%	0.58%	71.23%	70%
Bus Availability	81.9%	83.9%	92.1%	-2%	81.4%	83.9%	91.1%	-3%	91%	90%
Bus Miles/Major Collisions	372,912	268,778	147,642	38.74%	306,511	529,197	234,977	-42.08%	289,946	450,000
Preventable Acc./Mil. Mls. (Rolling 12 Mos.)					3.51	2.73	1.76	28.57%	1.75	3.00
Bus Miles/Mechanical Road Calls	11,300	12,217	12,796	-7.50%	11,355	13,827	11,228	-18%	11,336	11,000
Spare Ratio	29%	25%	20.4%	4.05%	28%	25%	20.4%	2%	20.2%	>20%
Percent of Inspections Comp. On-Time	100%	100%	100%	0%	100%	99.93%	100%	0%	100%	100%
Percent Maintained Pullouts	99.1%	99.5%	98.3%	-0.92%	97.8%	99.5%	98.5%	-2.2%	98.8%	100%
Cost per Service Hour	\$155.03	\$146.27	\$122.87	6%	\$163.27	\$156.44	\$131.26	4%	\$129.42	\$155.37
Cost per Passenger Trip	\$5.67	\$5.54	\$3.14	2%	\$6.24	\$6.14	\$3.43	2%	\$3.43	
Cost per Mile	\$11.21	\$10.66	\$9.02	5%	\$11.80	\$11.38	\$9.72	4%	\$9.52	
Passenger Trips per Hour	27.33	26.42	39.18	3.43%	26.35	25.64	38.94	3%	37.88	
Farebox Recovery	19.5%	20.2%	27%	-3.40%	18.2%	18.6%	25.9%	-2%	26.3%	27%
Trips per Mile	1.98	1.93	2.88	3%	1.90	1.86	2.84	2%	2.78	
Average System Speed	13.03	13.06	12.70	0%	13.00	13.00	12.74	0.02%	13.22	
Percent Complete in 30 Days (Customer)	69%	73%	98%	-4%	83%	79%	97%	4%	96.7%	95%
Complaint Rate (Complaints per 100,000 Trips)	10.83	12.48	9.83	-13.21%	11.45	13.48	9.71	-15.05%	9.21	12



Oahu Transit Services - Fixed Route
 Monthly Performance Report
 For the Month Ending October FY 2025

